

ESAR (INDIA) LIMITED

CIN: L67120MH1951PLC222871

Regd. Off: B-411, Crystal Plaza, Opp. Infinity Mall, New Link Road, Andheri (West), Mumbai- 40053
Tel No.: 022-60605677 • Email: id: esaarindia@id@gmail.com • Website: www.esaarindia.com

Date: 13/02/2017

To,
The Bombay Stock Exchange Ltd
Corporate Relationship Dept,
1st Floor, New Trading Ring,
Rotunda Building, P. J. Towers,
Dalal Street, Fort, Mumbai – 400 001

BSE Code: .531502
Sub: Outcome of Board Meeting

Dear Sir,

This is to inform you that BOD/07/2016-2017 meeting of the Board of Directors of the company was held on Monday, 13th February, 2017 at the Registered Office of the Company at B/411, Crystal Plaza, New Link Road, Opp. Infinity Mall, Andheri (West), Mumbai – 400053 at 04:00 P.M and concluded at 05:15 P.M and the following was approved:

1. The Standalone Unaudited Financial Result for the quarter ended 31.12.2016 along with Limited Review Report thereon.
2. The Directors took note on the compliances made by the company for the quarter ended 31.12.2016 pursuant to Listing obligation & Disclosure Requirement Regulations,

2015

Kindly acknowledge the Receipt.
Thanking You

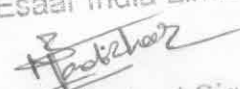
Yours Faithfully
For Esaar (India) Limited



Nitesh Pandirkar
(Director)

- Encl:
1. UFR 31.12.2016
 2. Limited Review Certificate

General information about company	
Scrip code	531502
Name of company	Esaar (India) Ltd
Result Type	Main Format
Class of security	Equity
Date of start of financial year	01-04-2016
Date of end of financial year	31-03-2017
Date of board meeting when results were approved	13-02-2017
Date on which prior intimation of the meeting for considering financial results was informed to the exchange	30-01-2017
Description of presentation currency	INR
Level of rounding used in financial results	Lakhs
Reporting Quarter	Third quarter
Nature of report standalone or consolidated	Standalone
Whether results are audited or unaudited	Unaudited
Segment Reporting	Multi segment
Description of single segment	

For Esaar India Limited

 Director / Authorized Signatory

Quarterly & Half Yearly Financial Result by Companies Other than Banks

Particulars	3 months ended (dd-mm-yyyy)	Previous 3 months ended (dd-mm-yyyy)	Corresponding 3 months ended in the previous year (dd-mm-yyyy)	Year to date figures for current period ended (dd-mm-yyyy)	Year to date figures for previous period ended (dd-mm-yyyy)	Previous accounting year ended (dd-mm-yyyy)
A Date of start of reporting period	01-10-2016	01-07-2016	01-10-2015	01-04-2016	01-04-2015	01-04-2015
B Date of end of reporting period	31-12-2016	30-09-2016	31-12-2015	31-12-2016	31-12-2015	31-03-2016
C Whether results are audited or unaudited	Unaudited	Unaudited	Unaudited	Unaudited	Unaudited	Audited
D Nature of report standalone or consolidated	Standalone	Standalone	Standalone	Standalone	Standalone	Standalone

Part I

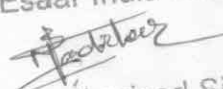
1 Revenue From Operations

Net sales or Revenue from Operations	0	360.65	87.77	322.268	288.16	408.776
Other operating revenues	35.168	0	0	109.055	0	0
Total Revenue from operations (net)	35.168	360.65	87.77	431.323	288.16	408.776

2 Expenses


(a) Cost of materials consumed	0	0	0	0	0	0
(b) Purchases of stock-in-trade	0	387.594	58.74	387.594	213.06	360.302
(c) Changes in inventories of finished goods, work-in-progress and stock-in-trade	4.307	3.049	18.73	23.186	49.04	57.135
(d) Employee benefit expense	1.938	2.339	2.15	7.52	7.02	10.411
(e) Depreciation and amortisation expense	0	0	0	0	0	0
(f) Other Expenses						
1 Other Expenses	3.103	3.545	2.55	18.374	7.17	14.862
2 provision	0	1.093	1.23	0	3.88	172.144
3 Share Transfer / NSDL/CDSL Expense	0	0	1.67	0	1.76	0
Total other expenses	3.103	4.638	5.45	18.374	12.81	187.006
Total expenses	9.348	397.62	85.07	436.674	281.93	614.854

For Esaar India Limited


Director / Authorised Signatory

Quarterly & Half Yearly Financial Result by Companies Other than Banks							
Particulars	3 months ended (dd-mm-yyyy)	Previous 3 months ended (dd-mm-yyyy)	Corresponding 3 months ended in the previous year (dd-mm-yyyy)	Year to date figures for current period ended (dd-mm-yyyy)	Year to date figures for previous period ended (dd-mm-yyyy)	Previous accounting year ended (dd-mm-yyyy)	
A	Date of start of reporting period	01-10-2016	01-07-2016	01-10-2015	01-04-2016	01-04-2015	01-04-2015
B	Date of end of reporting period	31-12-2016	30-09-2016	31-12-2015	31-12-2016	31-12-2015	31-03-2016
C	Whether results are audited or unaudited	Unaudited	Unaudited	Unaudited	Unaudited	Unaudited	Audited
D	Nature of report standalone or consolidated	Standalone	Standalone	Standalone	Standalone	Standalone	Standalone
Part I							
3	Profit (loss) from operations before other income, finance costs and exceptional items	25.82	-36.97	2.7	-5.351	6.23	-206.078
4	Other income	0	0	0	1.275	2.08	2.103
5	Profit (loss) from ordinary activities before finance costs and exceptional items	25.82	-36.97	2.7	-4.076	8.31	-203.975
6	Finance costs	2.215	7.325	18.73	9.541	50.33	68.572
7	Profit (loss) from ordinary activities after finance costs but before exceptional items	23.605	-44.295	-16.03	-13.617	-42.02	-272.547
8	Prior period items before tax	0	0	0	0	0	0
9	Exceptional items	0	0	0	0	0	0
10	Profit (loss) from ordinary activities before tax	23.605	-44.295	-16.03	-13.617	-42.02	-272.547
11	Tax Expense	0	0	0	0	0.62	0.753
12	Net profit (loss) from ordinary activities after tax	23.605	-44.295	-16.03	-13.617	-42.64	-273.3
13	Extraordinary items	0	0	0	0	0	0
14	Net Profit Loss for the period from continuing operations	23.605	-44.295	-16.03	-13.617	-42.64	-273.3
15	Profit (loss) from discontinuing operations before tax	0	0	0	0	0	0
16	Tax expense of discontinuing operations	0	0	0	0	0	0
17	Net profit (loss) from discontinuing	0	0	0	0	0	0

For Esaar India Limited



Director / Authorised Signatory

	operation after tax						
18	Profit (loss) for period before minority interest	23.605	-44.295	-16.03	-13.617	-42.64	-273.3
21	Net Profit (loss) after taxes minority interest and share of profit (loss) of associates	23.605	-44.295	-16.03	-13.617	-42.64	-273.3

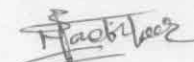
For Esaar India Limited

 Director / Authorised Signatory

Quarterly & Half Yearly Financial Result by Companies Other than Banks

Particulars		3 months ended (dd-mm-yyyy)	Previous 3 months ended (dd-mm-yyyy)	Corresponding 3 months ended in the previous year (dd-mm-yyyy)	Year to date figures for current period ended (dd-mm-yyyy)	Year to date figures for previous period ended (dd-mm-yyyy)	Previous accounting year ended (dd-mm-yyyy)
A	Date of start of reporting period	01-10-2016	01-07-2016	01-10-2015	01-04-2016	01-04-2015	01-04-2015
B	Date of end of reporting period	31-12-2016	30-09-2016	31-12-2015	31-12-2016	31-12-2015	31-03-2016
C	Whether results are audited or unaudited	Unaudited	Unaudited	Unaudited	Unaudited	Unaudited	Audited
D	Nature of report standalone or consolidated	Standalone	Standalone	Standalone	Standalone	Standalone	Standalone
Part I							
22	Details of equity share capital						
	Paid-up equity share capital	2044.25	2044.25	2044.25	2044.25	2044.25	2044.25
	Face value of equity share capital	1	1	1	1	1	1
23	Details of debt securities						
24	Reserves excluding revaluation reserve	0	0	0	0	0	-540.585
26	Earnings per share						
i	Earnings per share before extraordinary items						
	Basic earnings per share before extraordinary items	0.012	-0.022	-0.01	-0.007	-0.02	-0.134
	Diluted earnings per share before extraordinary items	0.012	-0.022	-0.01	-0.007	-0.02	-0.134
ii	Earnings per share after extraordinary items						
	Basic earnings per share after extraordinary items	0.012	-0.022	-0.01	-0.007	-0.02	-0.134
	Diluted earnings per share after extraordinary items	0.012	-0.022	-0.01	-0.007	-0.02	-0.134
30	Disclosure of notes on financial results	Textual Information(1)					

For Esaar India Limited




Director / Authorised Signatory

Text Block

Textual Information(1)

1. The above Financial results for the quarter ended 31.12.2016 have been reviewed by Audit Committee in their meeting held on 11.02.2017 and approved by the Board of Directors in the meeting held on 13.02.2017 and reviewed by the Statutory Auditors.
2. The figure for the previous quarter/year have been re-grouped/ re-classified / re-stated wherever necessary.
3. Investor Complaint for the Quarter Ended 31/12/2016. Opening -0, Received -0, Resolved -0, Closing -0.
4. This Result is available on our Website www.esaarindia.com and on the website of BSE i.e. www.bseindia.com
5. The Company operates in two Business Segment i.e. Commodity Trading Business and Finance Business Activities. Business segment has been identified as separable primary segment in accordance with Accounting Standard 17 'Segment Reporting' as prescribed under Companies (Accounting Standards) Rules, 2006, taking into Account the organisational and internal reporting structure as well as evaluation of risk and return of this segments.
6. Provision for Taxation, if any, will be made at the end of the Financial Year and hence not provided on quarterly basis.

For Esaar India Limited

 Director / Authorised Signatory

Format for Reporting Segment wise Revenue, Results and Capital Employed along with the company results

Particulars	3 months ended (dd-mm-yyyy)	Previous 3 months ended (dd-mm-yyyy)	Corresponding 3 months ended in the previous year (dd-mm-yyyy)	Year to date figures for current period ended (dd-mm-yyyy)	Year to date figures for previous period ended (dd-mm-yyyy)	Previous accounting year ended (dd-mm-yyyy)
Date of start of reporting period	01-10-2016	01-07-2016	01-10-2015	01-04-2016	01-04-2015	01-04-2015
Date of end of reporting period	31-12-2016	30-09-2016	31-12-2015	31-12-2016	31-12-2015	31-03-2016
Whether accounts are audited or unaudited	Unaudited	Unaudited	Unaudited	Unaudited	Unaudited	Audited
Nature of report standalone or consolidated	Standalone	Standalone	Standalone	Standalone	Standalone	Standalone

1 Segment Revenue (Income)

(net sale/income from each segment should be disclosed)

1	Commodity Trading Division	0	322.268	0	322.268	0	122.27
2	Finance Division	35.166	38.381	87.77	109.055	288.16	286.506
3	Other income	0	0	0	1.275	2.08	0
	Total Segment Revenue	35.166	360.649	87.77	432.598	290.24	408.776
	Less: Inter segment revenue						
	Revenue from Operations	35.166	360.649	87.77	432.598	290.24	408.776

2 Segment Result

Profit (+) / Loss (-) before tax and interest from each segment

1	Commodity Trading Division	0	-65.325	0	-65.325	0	-25.256
2	Finance Division	30.86	35.333	10.3	85.869	28.14	-155.092
3	Other income	0	0	0	1.275	2.08	0
	Total Profit before tax	30.86	-29.992	10.3	21.819	30.22	-180.348
	i. Finance cost	2.215	0	18.73	9.541	50.33	68.572
	ii. Other Unallocable Expenditure net off Unallocable income	5.04	14.303	7.6	25.895	21.91	23.627
	Profit before tax	23.605	-44.295	-16.03	-13.617	-42.02	-272.547

3 Capital Employed

(Segment Asset - Segment Liabilities)

1	Commodity Trading Division	-17.12	-116.79	0	-17.12	0	0.064
2	Finance Division	1507.358	1583.367	1735.104	1507.358	1735.367	1893.251

For Esaar India Limited

Director / Authorised Signatory

3	Other income	0	0	0	0	0	0
	Total Capital Employed	1490.238	1466.577	1735.104	1490.238	1735.367	1893.315
	Disclosure of notes on segments						

For Esaar India Limited

 Director / Authorised Signatory



R. SONI & CO.

CHARTERED ACCOUNTANTS

1509, Ghanshyam Enclave, New Link Road, Near Lalji Pada Police Chowki,
Kandivali (West), Mumbai - 400 067.


Limited Review Report

Review Report to
The Board of Directors,
ESAAR INDIA LTD,

1. We have reviewed the accompanying statement of unaudited financial results of **M/s Esaar India Limited (the Company)** for the quarter and Nine month ended December 31, 2016 (the "Statement"). This Statement is the responsibility of the Company's Management and has been approved by the Board of Directors. Our responsibility is to issue a report on the Statement based on our review.
2. We conducted our review in accordance with the Standard on Review Engagements (SRE) 2410, "Review of Interim Financial Information Performed by the Independent Auditor of the Entity" issued by the Institute of Chartered Accountants of India. This standard requires that we plan and perform the review to obtain moderate assurance as to whether the financial statements are free of material misstatement. A review is limited primarily to inquiries of company personnel and analytical procedures applied to financial data and thus provides less assurance than an audit. We have not performed an audit and accordingly, we do not express an audit opinion.
3. Based on our review conducted as above, nothing has come to our attention that causes us to believe that the accompanying statement of unaudited financial results prepared in accordance with the applicable Accounting Standards and other recognized accounting practices and policies has not disclosed the information required to be disclosed in terms of Regulation 33 of the SEBI (Listing Obligation and Disclosure Requirement) Regulation, 2015 including the manner in which it is to be disclosed, or that it contains any material misstatement.

For R.Soni & Co.
Chartered Accountants

Place: Mumbai
Date: 13/02/2017


Rajesh Soni
(Partner)

M.No.133240

